

OUR SUNDAY VISITOR

ALIVE IN CHRIST



Religion Curriculum • School Grades 1-8





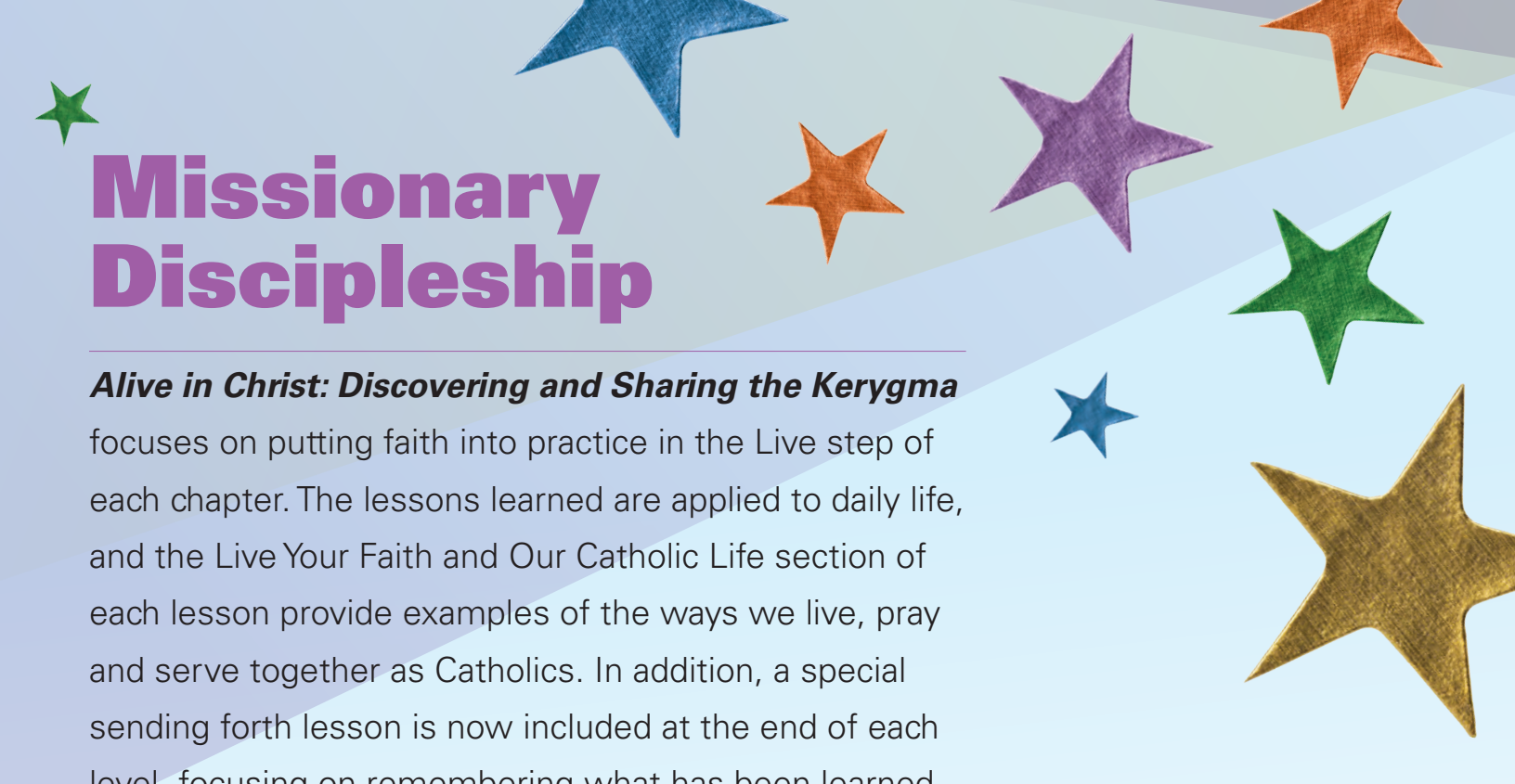
The Philosophy

Kerygma

The core, saving message of the Gospel of Jesus Christ is an important anchor for all Catholics and a pre-requisite to formation in the faith. The kerygma is summarized in three sentences by Pope Francis in his Apostolic Exhortation to Young People, *Christus Vivit*: “God loves you; Christ is your savior; he is alive” (CV,130). Each level of ***Alive in Christ: Discovering and Sharing the Kerygma*** begins with a unique proclamation of the kerygma in the context of the unique grade-level emphasis. The kerygma lesson includes a passage from Scripture focused on the kerygma and offers an opportunity for the learner to respond to the invitation of Christ in a practical way.

The United States Conference of Catholic Bishops’ Subcommittee on the Catechism has found ***Alive in Christ: Discovering and Sharing the Kerygma*** (Copyright 2023) School Grades 1–8 to be in conformity with the ***Catechism of the Catholic Church***.

The Philosophy	3
.....	
Curriculum at a Glance	6
.....	
Student Book	8
Overview	8
The Unit Preview	10
The Invite Step	11
The Discover Step	12
The Live Step	14
Chapter and Unit Review	16
Family+Faith	17
Discovering & Sharing The Kerygma	18
Seasonal Lessons	20
Developmental Focus	21
.....	
Teacher Edition	22
Background	22
Lesson Plan	23
Teaching This Grade	24
Chapter Connections	25
Wraparound Lesson Plans	26
.....	
Resources	30
Online Resources	30



Missionary Discipleship


Alive in Christ: Discovering and Sharing the Kerygma

focuses on putting faith into practice in the Live step of each chapter. The lessons learned are applied to daily life, and the Live Your Faith and Our Catholic Life section of each lesson provide examples of the ways we live, pray and serve together as Catholics. In addition, a special sending forth lesson is now included at the end of each level, focusing on remembering what has been learned over the course of the year and how it might be lived out in a spirit of missionary discipleship.



Christian Anthropology

Created in love by God who is love, the human person is a unity of body, mind and spirit. ***Alive in Christ: Discovering and Sharing the Kerygma*** includes a Christian Anthropology supplement at each grade level, providing a developmentally appropriate presentation of Catholic teachings on the human person, marriage and family life.

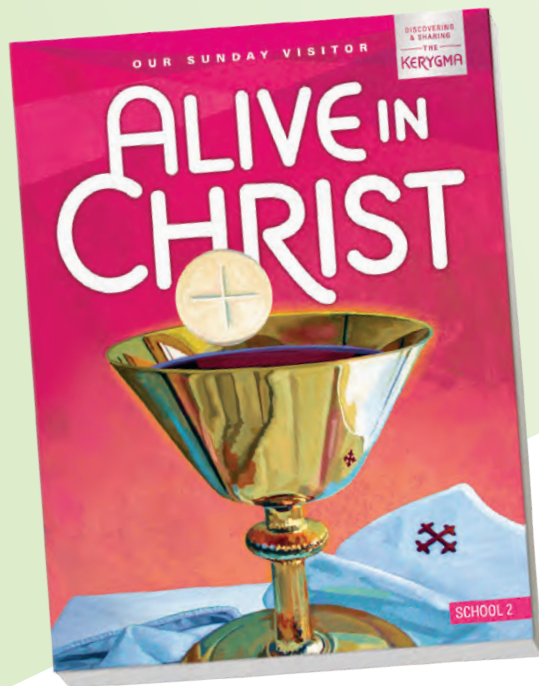


Integrated Family Catechesis

Alive in Christ: Discovering and Sharing the Kerygma


is committed to parent and family engagement with Family+Faith pages in each lesson, and many resources developed to equip, support and affirm parents as they prepare their children for a life of discipleship, including new family gathered sessions, virtual family gathered sessions, home session plans, and multi-age family session plans.






Student Edition

- ◆ Forms a strong **Catholic identity** through a comprehensive and developmentally appropriate presentation of the faith
- ◆ Leads students to encounter Sacred Scripture that is **prayed** with, **reflected** upon, **studied**, and **applied** to their daily lives
- ◆ Presents **Sacred Tradition** in precise theological language
- ◆ Helps students discover the depth and beauty of the **ritual life** of the Catholic Church
- ◆ Forecasts the scope of each Unit with the **“Big Question”**
- ◆ Mirrors the **Divine Pedagogy**—the gradual and relational way God teaches us so that we can know him, be guided by the Holy Spirit to respond with faith and love, and accept the gift of new life in Christ
- ◆ Addresses different learning styles with a curriculum that considers not only **what** students learn at each grade, but **how** they learn



- ◆ Teaches students to learn and live the **Feasts and Seasons of the Church Year** with Seasonal Lessons that emphasize the **Fruits of the Holy Spirit**
- ◆ Connects chapter objectives to other aspects of faith and discipleship with each chapter’s **Our Catholic Life**
- ◆ Responds to the Church’s call to **evangelize and catechize parents** through family faith sharing components

Teacher Edition



- ◆ Builds religious literacy through a comprehensive and systematic presentation of the Catholic faith using **current educational methodology**
- ◆ Reinforces learning in other disciplines and makes connections to faith themes being taught through **chapter learning center components and cross-curricular unit projects**
- ◆ Gauges students' prior knowledge and exposure to concepts through **pre-assessment options**
- ◆ Provides tools to plan a full week of lessons with the easy-to-use, **five-day lesson planner** and **online lesson resources**
- ◆ Assures that students are learning and applying the basics of the Catholic faith with a curriculum that reflects the newest **NCEA Rise ACRE Domains**
- ◆ Builds a faith vocabulary with **Catholic Faith Words** that are presented, taught, and reinforced through a variety of methods
- ◆ Checks students' understanding and reinforces key concepts with **Chapter Reviews and Unit Tests**

Extensive Online Resources Support Teachers and Families

- ◆ **Aliveinchrist.osv.com** provides program-level resources and seasonal tools and activities to support teachers and families in lesson planning, faith sharing, and learning at home
- ◆ Complete **online lesson planning** with customizable tests, eAssessments, additional activities, and chapter connections
- ◆ **FREE Online Training** assures that teachers are trained and ready to implement the program in the most effective way possible



Overview

Alive in Christ: Discovering and Sharing the Kerygma is a comprehensive and developmentally appropriate religion curriculum that helps students grow more deeply in relationship with Christ and teaches them to know, love, and live their Catholic faith.

- ◆ Reflects the most **current educational methodology** and **best educational practices**
- ◆ **Sacred Tradition** is unfolded in the Doctrine of the Church, and presented in precise theological language
- ◆ The **“Big Question”** ties directly to chapter objectives and demonstrates the intentionality of the ***Alive in Christ*** scope and sequence. The students will be able to answer this question by the time they complete the three chapters of the unit
- ◆ **Developmentally appropriate** text, images, exercises, and activities all interact in ways that **address multiple learning styles** and engage the child’s senses and imagination
- ◆ Topics are presented at **important developmental “windows”**—ages when research in child development tells us that learning about a particular topic would be most effective
- ◆ Each chapter contains two pages for **pre-assessment** and material that introduces the lesson objective

Discover

Catholic Faith Words

Kingdom of God God’s rule of peace, justice, and love that exists in Heaven, but has not yet come in its fullness on Earth


The Power of Stories

How did Jesus teach about the Kingdom of God?

When Jesus told his followers stories of the **Kingdom of God**, wonderful things happened. As they listened to Jesus, people understood better what they had to do to enter God’s Kingdom of peace, justice, and love that exists in Heaven and is still being built on Earth. Many decided to change the way they lived. Then, as they shared Jesus’ stories with others, their faith became stronger.

Jesus was a great teacher. He understood that people remember ideas better when they are expressed in an interesting way. That’s why Jesus used stories to spread his message and to invite people into God’s Kingdom.

➔ **How can retelling Jesus’ stories help your faith grow stronger?**



© Our Sunday Visitor

Grade 5 School Student Edition

Overview

Students are invited to interact with Scripture in four distinct ways. They **pray** with God's Word. They **reflect** upon God's Word. They **study** God's Word as the foundation for Church teaching, and they **apply** the Word of God to their lives.



Parables as Examples

Jesus told many stories that are known as parables. A **parable** is a story that makes a comparison by using examples from everyday life to bring to light something that is hidden. Here is one example that Jesus used to show what it means to be open to the Word of God so that you can enter his Kingdom.

Scripture

The Parable of the Sower

A sower went out to sow. As he sowed, some seed fell on the path, and birds came and ate it. Some seed fell on rocky ground, where it had little soil. It sprang up at once because the soil was not deep; but when the sun rose, the seed was scorched, and it withered for lack of roots. Some seed fell among thorns, and the thorns grew up and choked it. But other seed fell on rich soil, and produced fruit, as much as a hundredfold. Whoever has ears ought to hear. **Based on Luke 8:5-8**

- ➔ In this parable, who is the sower?
- ➔ What do the seeds represent?

Catholic Faith Words

parable a story Jesus used to describe the Kingdom of God, using examples from everyday life

Activity

Reflect Read about other images for the Kingdom of God in Matthew 13:44-50. Sketch the image you like best.

Share Discuss with a classmate why you like the image you chose.

165

- ◆ Each lesson contains **multi-sensory activities** to engage all learners
- ◆ **Captions** are informative, interactive, and aid in learning and understanding
- ◆ **Special icons** alert students and teachers to features such as Scripture, prayer, key vocabulary, and online resources
- ◆ Through a purposeful emphasis on Catholic practices, images, and models of faith, students explore the **ritual life** of our Catholic faith
- ◆ The **Live Step** of each seasonal lesson features a **Fruit of the Holy Spirit**. Students learn how that quality is expressed when they allow the grace of the Holy Spirit to work in their hearts
- ◆ Responding to the Church's call to evangelize and catechize parents, **Alive in Christ** features several family faith-sharing components



The Unit Preview

The **Unit Preview** sets the stage for faith formation with photos and art that convey the richness of our Catholic tradition and forecasts the doctrine that will be presented in the next three chapters.

The **“BIG Question”** ties directly to chapter objectives and demonstrates the intentionality of the **Alive in Christ** scope and sequence.

Bulleted lists for both **Our Catholic Tradition** and **Our Catholic Life** forecast the fundamental Catholic beliefs, teachings, and practices presented in the chapters of each unit. Each point includes a reference to the **Catechism of the Catholic Church**.



6

Unit Preview



Sacraments

Our Catholic Tradition

- In the liturgy, the Holy Spirit forms the community as an assembly. (CCC, 1112)
- The Eucharist unites Christ's followers to him and to one another. (CCC, 1396)
- In the Eucharist, the bread and wine become the Body and Blood of Christ. He is really and truly present in the Eucharist—Body, Blood, soul, and divinity. (CCC, 1374)
- In worship and daily living, the community shows that through the Eucharist, Christ lives in us, and we live in Christ. (CCC, 1076)

What do we celebrate in the Mass?

Our Catholic Life

- Our participation in the liturgy can include some of the ministries to assist or serve in the celebration. (CCC, 1143, 1144)
- *Lectio Divina*, “divine reading,” is a reflective way of reading Scripture that leads us to prayer. (CCC, 1177)
- We live the Eucharist by being thankful, making sacrifices, and sharing Jesus’ message. (CCC, 1416)



268 Unit 6: Sacraments

Grade 5 School Student Edition

The Invite Step



The **Invite Step** begins with a **Scripture reflection**, previews the main topics and vocabulary of the chapter, and helps teachers gauge student’s prior knowledge and exposure to concepts.

CHAPTER 3 **Invite**

Families Teach Love

Let Us Pray

Leader: God, our Father, help us to live as your people.
 “How good and how pleasant it is, when brothers dwell together as one!” **Psalms 133:1**

All: God, you give us our families to teach us about you. Help us to listen, learn, and follow your ways. Amen.

God’s Word

Jesus’ Mother and others from his family came to see him but could not get near him because of the crowd. Someone told him, “Your family is outside and they want to see you.” Jesus said, “My mother and my brothers are those who hear the word of God and act on it.” **Based on Luke 8:19-21**

What Do You Wonder?

- How are you a part of Jesus’ family?
- Does God really care if you obey your parents?

Catholic Faith Words

Here are the vocabulary words for this chapter.

- creation
- Holy Trinity
- image of God

Students are called together to begin in prayer, inviting them to open their minds and hearts to what God is saying to them in Sacred Scripture.

The Scripture passage anchors the Scripture Reflection process, modeled on **Lectio Divina***, in which students listen for what God is saying to them, reflect on its meaning, and then are invited to share this with others.

Pre-assessment pages contain images, activities, conversation starters, and graphic organizers to help students reflect on their own life experience and bridge from the **Invite Step** to the **Discover Step**.

What Do You Wonder? questions connect to chapter objectives and prompt continued thought about Sacred Scripture. This technique, based on the Reggio Emilia method of education, has been shown to better engage students in the learning process.

Getting Started

In this chapter you will learn that creation is a gift from God and that people were created in his image and likeness. Being made in God’s image gives us the special responsibility to care for all of creation.

Use this chart to show some things that you already know about creation.

★ In the chart below, write four things that you know about God’s creation.

Creation

70 Chapter 1

Activity

God’s Beautiful World The word create means “to make.” Using each letter in the word, name things in God’s world that remind you of how God’s creation is special.

C _____

R _____

E _____

A _____

T _____

E _____

The Creator’s Work 71

Grade 3 School Student Edition

*Lectio Divina means “Divine Reading” and refers specifically to a method of Scripture reading practiced by monastics. It is a traditional Catholic practice of Scriptural reading, meditation, and prayer intended to promote communion with God and to increase the knowledge of God’s Word.

The Discover Step



The Discover Step helps form Catholic identity through the study of Sacred Scripture, knowledge of Church teaching, and an understanding of our Catholic practices. It presents the doctrine of the lesson in developmentally appropriate language and images.

On-page questions and activities aid in understanding and retention. During this step, students process and reinforce what they have learned, and apply it to their own lives.

Discover

The Creation of the World

How was everything in creation made?

God is the Creator of all things. Everything he made has a purpose and a plan. Do you remember the story of creation from the Bible?

God's Word

The Creation of the World

On the first day, God made light. He separated the light from the darkness and called them day and night.

On the second day, God separated the sky from the water below.

On the third day, God separated the land from the water. He made plants and trees.


On the fourth day, God made the moon, the sun, and the stars and put them in the sky.

On the fifth day, God made fish and birds.

On the sixth day, God made land animals.

Then God made man and woman in his image and likeness. He blessed them and put them in charge of everything he had created. And God saw that his creation was good.




On the seventh day, God rested. *Based on Genesis 1:1–2:3*



Learning about God

In the Bible, we learn that God alone created the universe and all forms of life. God used his power to create everything that exists. You can learn about God through his **creation**. Only God can create something where nothing existed before.

Because God is good, everything that he creates is good. In the creation story, God is shown to us as the powerful Creator who sees the goodness of all that he has made. God wants all parts of creation to work together.

Activity

Think In the green circle below draw or write about your favorite thing in God's creation.

Share Talk about God's creation with your class.

Catholic Faith Words

creation everything made by God

The Image of God

God created humans in his own image and likeness and asked them to care for all creation. God wants you to live in his friendship and to be happy with him. You have a responsibility to show respect and love for God's creation. You are made in the **image of God**.

There is also sin in the world, and because of this, God's creation sometimes gets out of balance. God relies on humans to help bring back the harmony and peacefulness that he put into his creation.


Responsible to One Another

Your most important responsibility in caring for creation is to the human community. Humans are the most blessed of all God's creatures. God wants you to show respect and love for all people because he created us in his own image. In God's community of love, everyone is your brother or sister. In your unity, you can be a sign of God's goodness and love.

Catholic Faith Words


Holy Trinity the one God in three Divine Persons—God the Father, God the Son, and God the Holy Spirit


image of God the likeness of God that is in all human beings because we are created by him



Activity

Show Your Uniqueness Work in groups of four. Next to each fingerprint, write one way that each of you are similar and one way that you are different from one another.

 We are similar because _____

 We are different because _____

The Creator's Work 75

Catholic Faith Words build a common language of faith and are presented in ways that are doctrinally accurate and developmentally appropriate across grades.

Each lesson contains **multi-sensory activities** to engage all learners.

The Beauty of Creation

What is the purpose of God's creation?

The **Holy Trinity**—God the Father, God the Son, and God the Holy Spirit—worked as one to create the world. The Holy Trinity continues to care for and support creation. **Everything God created** is good and can tell you something about the love of the Trinity. You can come to know God through the beauty of creation. You can learn the truth of his goodness.

Everything in God's creation has a purpose. God wants all parts of his creation to live together in harmony and peace.

God's creation includes whales and hummingbirds, lightning and wind, sunshine and rain, and people of every color. These differences make God's world more beautiful and teach us about his greatness.

→ **What are some things you see every day that are part of God's creation?**

★ Underline the things you can learn from God's creation.



74

Our Catholic Tradition
For more, go to page 368

Our Catholic Tradition link is designed to help students connect the content of the chapter to other aspects of faith and discipleship. The Teacher Edition also follows this link and provides more activities and processing for the students.

The dynamic, interactive **gold star activities** provide exercises that create enthusiasm for our Catholic life and give students an opportunity to show what they have learned.

Grade 3 School Student Edition



The Live Step

The **Live Step** helps students relate knowledge of the faith with the way we worship, live, pray, and serve together as Catholics. Students are given the tools to connect their faith to everyday life and to deepen their relationship with God and the Church through the prayer experiences at the end of each lesson.

Live

Our Catholic Life

How can you help welcome new members into the Catholic Church?

When a good friend or relative visits your family, or when a baby brother or sister joins your family, you welcome that person. You might have a party. You might make a sign that says "Welcome!" You might show a visitor where to sit at the dinner table.

The people celebrating the Sacraments of Initiation are becoming members of your parish family. You can make new members feel welcome, too. Here are some ways you can let them know that you are glad they have joined the Church:

- In some parishes, babies are baptized at a Sunday Mass. If you are present during one of these celebrations, pay close attention and pray for those being baptized.
 - Every year at the Easter Vigil, people join the Catholic Church. They receive the Sacraments of Christian Initiation. Pray for those joining the Church. As a class project, create "Welcome to the Church" cards for them.
 - First Communions and Confirmations take place as part of parish life, too. Ask a parish leader for a list of those preparing to receive these Sacraments. Select one name and pray for that person.
- ➔ **What makes you feel welcome in your parish?**



276 Chapter 16

Grade 3 School Student Edition





People of Faith

Saint John the Baptist, first century

Saint John the Baptist was Jesus' cousin. An angel came to Saint John's father, Zechariah, to say that he and his wife Elizabeth would have a baby. Mary, the Mother of Jesus, visited Elizabeth when she was pregnant. John grew up to be a preacher. He prepared the way for Jesus by telling people the Good News that God would come to save his People. When Jesus was ready to start his ministry, Saint John baptized him in the River Jordan. Saint John was killed for pointing out the bad things that King Herod was doing.

June 24



Discuss: Talk about a Baptism that you have seen. Who was baptized? What happened?

Learn more about Saint John the Baptist at aliveinchrist.osv.com

Activity

Helped You Feel Welcome Write your name and the names of three people in your parish who have helped you feel welcome.



Sacraments of Initiation 277

Grade 3 School Student Edition

Each chapter concludes with a **prayer celebration** that features age-appropriate music that further promotes **Catholic identity**.

Prayer experiences intentionally incorporate the **five forms of prayer** taught in the *Catechism*. They include liturgically-based prayers, reflective experiences of traditional prayers, songs, and sacred silence.

People of Faith introduces students to Saints, Blessed, and Venerables whose lives exemplify the content of the lesson and encourage faith-filled living.

Large on-page activities help students relate knowledge of their Catholic faith with their daily lives. They are invited to commit themselves more deeply to what it means to be Catholic with concrete actions and future steps.

Let Us Pray

Pray with God's Word

Gather and begin with the Sign of the Cross.

Reader 1: A reading from the Gospel according to Mark.
Read Mark 1:9-11.

Reader 2: Jesus went to the Jordan River from Nazareth.

Reader 3: He was baptized by John.

Reader 4: When he came out of the water, the Holy Spirit came down from the sky in the form of a dove.

Leader: Let us pray.

Bow your head as the leader prays.

All: Amen.

▶ Sing "The Seven Sacraments"
The Sacraments, the Seven Sacraments.
Signs that come from Jesus and give us grace.
The Sacraments, the Seven Sacraments.
Signs that God is with us in a special way.
© 2008, John Burland. All rights reserved.

278 Chapter 16

Grade 3 School Student Edition

Chapter Review and Unit Review

The **Chapter** and **Unit Reviews** provide strategies to check understanding and reinforce key concepts that help students grow in faith.

Chapter 3 Review

A Work with Words Write the letter of the word or words from the Word Bank to complete each sentence.

- The Bible is Word.
- The New Testament tells about .
- The first part of the Bible is the .
- One name for the Bible is Sacred .
- The first four books of the Testament are the Gospels.

B Check Understanding Circle the correct answer.

- The Old Testament tells about _____ and his Chosen People.
Jesus God Adam
- You can read the _____ to learn about God's love.
newspaper hymnal Bible
- When you _____ you share God's love.
are kind are unkind steal
- The New Testament is about Jesus' life and _____.
teachings friends pets
- You hear God's _____ when you read Bible stories.
songs laugh Word

Go to oliveinchrist.osv.com for an interactive review.

The Word of God 103

1 Unit Review

A Work with Words Complete each sentence with the correct word from the Word Bank.

- The Old and New Testaments make up the _____.
- You are made in the image and likeness of _____.
- God's greatest gift is _____.
- God promised to send a _____.
- _____ is everything made by God.

B Check Understanding Fill in the circle beside the correct answer.

- Who told the story of the Good Shepherd?
 Eve John Jesus
- What is the Word of God written in human words?
 a book the Bible the Savior
- Who wrote the psalms?
 David Mary Jesus
- Which part of the Bible is about Jesus?
 New Testament Psalms Old Testament
- Who guided the Bible writers?
 humans Adam God

Word Bank
Bible
Jesus
Savior
God
Creation

106 Unit 1 Review

Revelation 105

1 Unit Review

Draw a line from Column A to the best ending in Column B.

Column A	Column B
11. Humans are	the holy book of the Church.
12. The Bible is	your choices.
13. You are responsible for	the most special part of God's creation.
14. You can learn about God by	all people.
15. Jesus cared for	reading the Bible.

C Make Connections Circle the correct answer.

- _____ is the sin committed by Adam and Eve.
Old Sin Original Sin Original Sin
- _____ is the name of Jesus that tells you God is his Father.
Son of God Christ Good Shepherd
- Choosing to disobey God on purpose is a _____.
sin friend teaching
- The first four books of the New Testament are called _____.
Acts Letters Gospels
- The _____ Testament tells about God and his People before Jesus was born.
New Old Original

Grade 2 School Student Edition



- ◆ **Chapter and Unit Reviews** reinforce learning with a variety of approaches and question formats
- ◆ **Matching, word banks, and circling the correct answer** increases vocabulary, connects understanding, and builds religious literacy

Family+Faith

The **Family+Faith** page gives parents the tools to know what their children are learning, to talk about the faith, and recognize how they can more consciously live the faith in their daily family life.



Your Child Learned is a summary of the Catholic teaching that was covered in the chapter and introduces families to the Scripture and the Person of Faith that were presented.

Children At This Age helps parents become aware of how their child comprehends what was taught and suggests ways to help the child gain a deeper understanding of the material.

FAMILY+FAITH

LIVING AND LEARNING TOGETHER

YOUR CHILD LEARNED >>>
This chapter recalls that all members of the Church share in her mission to work for peace and justice and Jesus' instruction to his disciples to share the Good News.

God's Word
 Read **2 Corinthians 13:11** and see ways that we can help and encourage one another.


Catholics Believe

- We can use our time, talent, and treasure to worship God, help others know about him, and respect and help others.
- The Church is a sign of the Kingdom of God.

To learn more, go to the *Catechism of the Catholic Church* #2044–2046 at uscgb.org.

Person of Faith
This week, your child met Saint Peter Claver who helped African slaves when they arrived in the Americas.

CHILDREN AT THIS AGE >>>
How They Understand the Work of the Church Today In our increasingly secular society, children may view the Church as quite separate from everyday life. It is important that we talk about our identity as members of the Catholic community and how this identity is one we carry with us into all places and situations. This calls us to responsibility. We are Jesus' voice, hands, and feet in the world.



CONSIDER THIS >>>
When have you experienced the peace that Jesus alone can give?

People describe peace in many ways including a lack of conflict or everyone just doing what they want. Jesus reminds us that the peace he alone can give comes from the hard work of dying to our ego. "Jesus' life, teaching, death, and Resurrection show us the meaning of love and justice in a broken world. Sacred Scripture and traditional ethical principles define what it means to make peace" (*Living with Faith and Hope after September 11, 2001*, quoted in *USCCA*, p. 332).

LET'S TALK >>>

- Ask your child what he or she can do right now to follow Jesus' example.
- Discuss some ways your family can share their time, talent, and treasure.

© 2014 OSV Publications

LET'S PRAY >>>
 Dear God, lead us to be like Saint Peter Claver and help those who are hungry or sick. Amen.

For a multimedia glossary of Catholic Faith Words, Sunday readings, seasonal and Saint resources, and chapter activities go to aliveinchrist.osv.com.

332 *Alive in Christ, Grade 3 Chapter 20*

Consider This invites parents to ponder some of their own experiences and listen as the Church speaks to their personal journey of faith.

Let's Talk offers parents and families developmentally appropriate questions that lead to discussion of the week's lesson.

Let's Pray provides a short family prayer based on the Person of Faith featured in the lesson.

◆ **Alive in Christ Family+Faith Sessions** gather families together to facilitate family conversations and provide systematic and intentional faith formation. Available online at aliveinchrist.osv.com

Online Resources offer multimedia tools to encourage family interaction and reinforce the lesson at home.

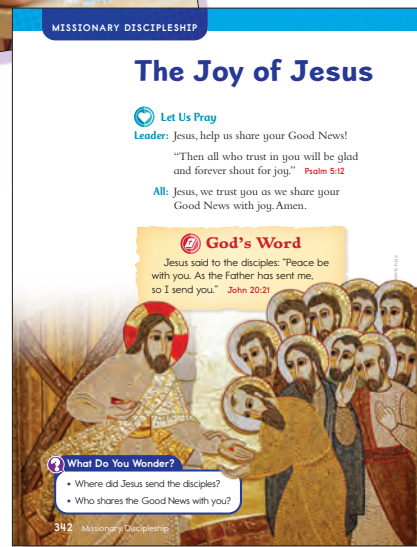

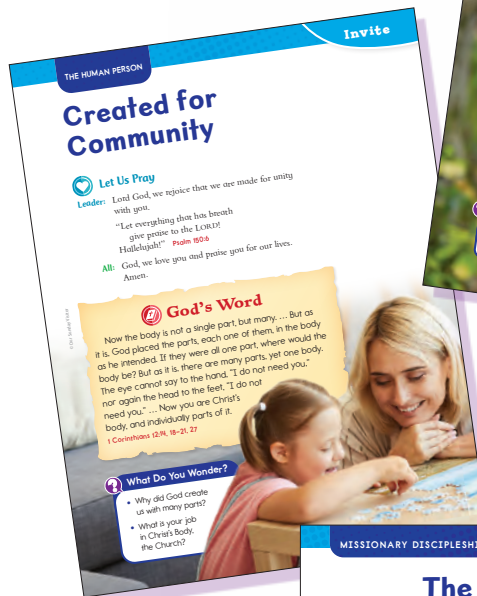
Discovering & Sharing the Kerygma



Three new lessons have been added to *Alive in Christ: Discovering and Sharing the Kerygma*. Each grade will begin with a lesson focused on the *Kerygma*, will include a supplemental lesson on *The Human Person/Christian Anthropology*, and end with a sending forth lesson inviting learners to live a life of *Missionary Discipleship*.

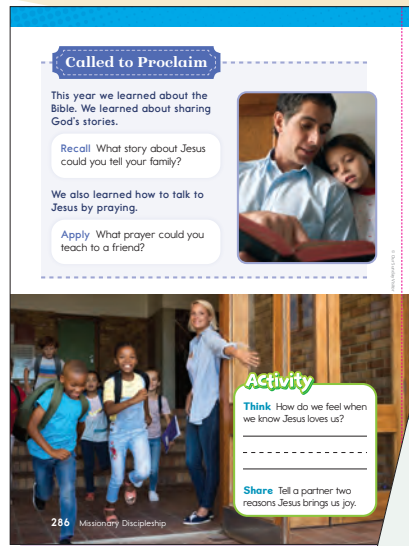
Kerygma

- ◆ The **Kerygma** lesson is the first lesson in every grade because it is the anchor of our Catholic faith and the pre-requisite to the formation of faith.
- ◆ The **proclamation of the Kerygma**, the core, saving message of the Gospel of Jesus Christ, is presented in the context of the unique grade-level emphasis.
- ◆ The **Kerygma** lesson includes a passage from Scripture focused on the kerygma and offers an opportunity for the learner to respond to the invitation of Christ in a practical way.



Missionary Discipleship

- ◆ The 4-page **Missionary Discipleship** lesson can be used as the sending forth lesson to help learners remember what they have learned throughout the year and consider how it might be lived out in their daily lives. They are provided practical support for responding to the call to live as missionary disciples.
- ◆ **Two new features** have been incorporated to engage learners in living as missionary disciples.
 - **Take on the Mind of Christ**- invites learners to remember that Jesus is their role model and to make a commitment to share their love for Jesus with others.
 - **Called to Proclaim**- learners are given the opportunity to recall and apply what they learned throughout the year.



Christian Anthropology/ The Human Person

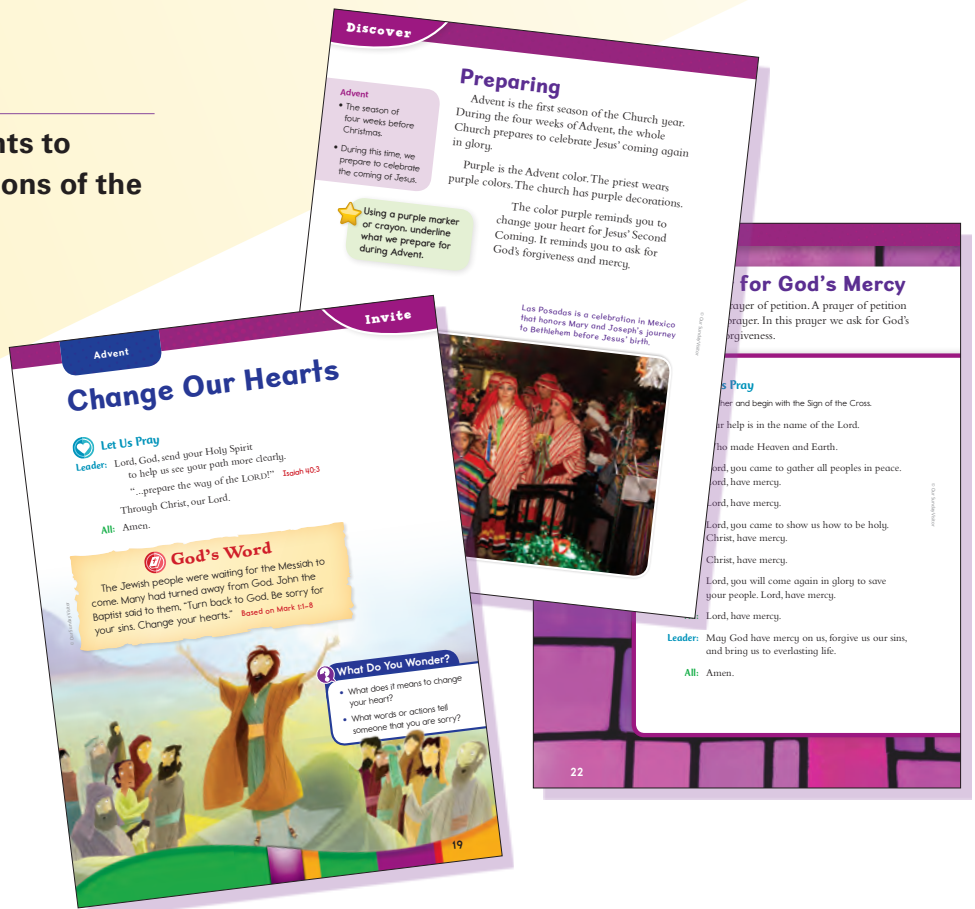
- ◆ The **Christian Anthropology/The Human Person** supplemental lessons are designed to convey the unity of body, mind and spirit.
- ◆ Drawing from the homilies and writings of Pope Saint John Paul II on the **Theology of the Body**, the content provides a developmentally appropriate presentation of Catholic teaching on the human person, marriage and family life.



Seasonal Lessons

Seasonal Lessons enable students to learn and live the Feasts and Seasons of the Church Year.

- ◆ Seasonal Lessons follow the same three-step process and includes an **Our Catholic Tradition link**
- ◆ Each Seasonal Lesson introduces one of the **Fruits of the Holy Spirit** in the Live Step. Students learn how that quality is expressed when they allow the grace of the Holy Spirit to work in their hearts
- ◆ **Music, prayer, and ritual action** draw students into participation in the liturgical life of the Church



Live Your Faith
Catholic Social Teaching

Life and Dignity

We read in the Bible that God knew us before we were even born: "Before I formed you ... I knew you" (Jeremiah 1:5). God created each one of us. He has a plan for our lives. He knows what he made us to be.

Every life is valuable to God. Because God made each person, we should be kind and fair to everyone. We should take care of the bodies and minds God gave us and use them to do good things.

God wants us to be nice to others, and talk about problems instead of fighting. If we see someone else being mean, we should speak up and get help if necessary. We should help to protect others because every life is important to God.

God wants you to treat each other with respect, even when you are upset.

352 Live Your Faith

Respect All People

At times, you might be tempted to think that people's value comes from how much money they have or the nice clothes they wear. When you think that, you are seeing as the world sees. God calls you to see as the world does not.

When you see as God sees, you know that every human is a beloved child of God. Even when a person's actions make it hard to see God's goodness in him or her, that person is still created in God's image and is loved by God. Every Catholic is called by faith to respect all persons and to see the value in their lives.

➤ How can you treat everyone you meet with dignity and respect?

Share Life and Respect

God wants you to treat everyone fairly and with respect. He also wants all people to live happy, healthy lives. Place a star next to the things that are needed for life. Place a star next to things you can do to show respect for other people.

Life	Respect
<input type="checkbox"/> lots of candy and treats	<input checked="" type="checkbox"/> be friendly and polite
<input checked="" type="checkbox"/> warm clothing	<input type="checkbox"/> ignore people you don't like
<input checked="" type="checkbox"/> good health	<input type="checkbox"/> laugh at people who are different
<input type="checkbox"/> a swimming pool	<input checked="" type="checkbox"/> share what you have

Life and Dignity 353

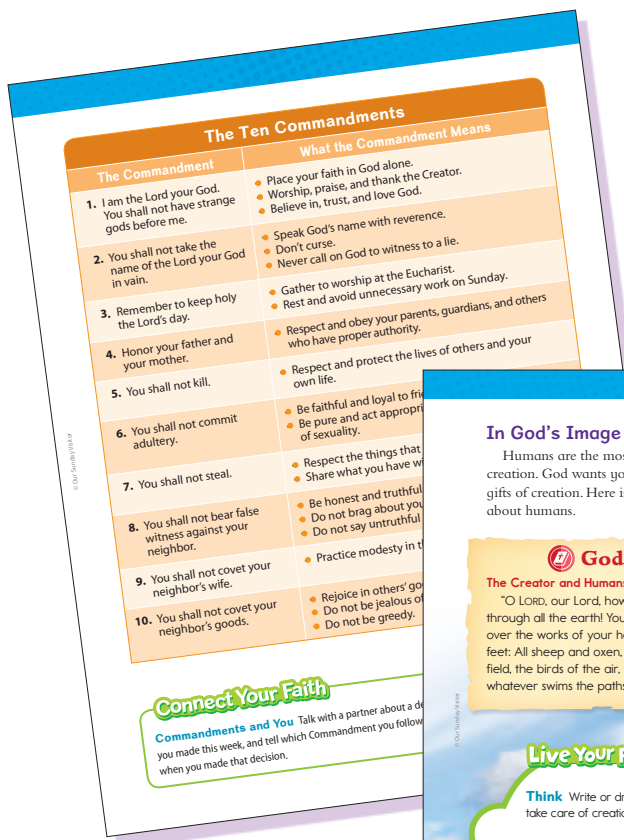
Live Your Faith

- ◆ **Live Your Faith** features explore the Scriptural and doctrinal foundations of the seven principles of Catholic Social Teaching articulated by the United States Conference of Catholic Bishops
- ◆ Each grade **presents all seven principles** enabling children to reflect on and apply them to their lives

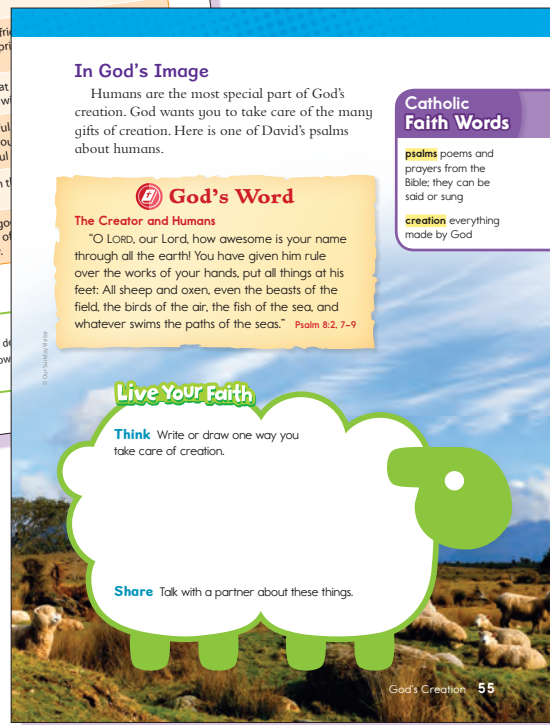
Developmentally Appropriate

Created by a team of experts in education, catechesis, theology, and child psychology, *Alive in Christ: Discovering and Sharing the Kerygma* incorporates the most trusted research on how students learn, communicate, and grow in their faith. A grade-level focus provides diverse learning opportunities and supports each student's individual faith journey.

- ◆ Fine art, illustrations, photos, and captions have been intentionally selected and advance in sophistication as grades progress
- ◆ Words are highlighted for easy identification, then defined consistently at point-of-use
- ◆ Questions throughout the text focus reading, prompt reflection, and reinforce learning
- ◆ Shorter sentence length for younger grades
- ◆ Fonts and type sizes are set with consideration given to the reading level of the child
- ◆ Chapter reviews use multiple formats to accommodate different learning styles
- ◆ Information is sequenced and organized in smaller "chunks" to make reading and understanding faster and easier
- ◆ Teaching strategies incorporate dynamic, interactive learning methods
- ◆ Terms and concepts are introduced, reinforced, and then further defined in advanced ways as they develop across grades, increasing retention
- ◆ Text to art ratio is intentional and customized for each grade level



Grade 4 School Student Edition



Grade 2 School Student Edition

Teacher Edition

The **Teacher Edition** guides teachers in planning and teaching the lesson in a concise, user-friendly, step-by-step format.

- ◆ **Alive in Christ** Teacher Editions contain an easy to use, five day lesson planner
- ◆ The lesson planner guides the teacher through the **3-step catechetical process**
- ◆ An **easy-to-follow**, clear and concise process of **open, build,** and **close** guides the teacher through each day
- ◆ **Objectives** are clearly listed each day for easy reference
- ◆ Each day closes with an activity that helps the student **apply** what they have learned
- ◆ A **Person of Faith**, an example of someone who's life exemplifies the chapter content, is woven into Day Four
- ◆ Day Five includes an **extended prayer** if teachers would like to provide a more in-depth prayer experience

Chapter 10 Planner

Objectives	Open	Build
DAY 1—Invite/Preview, Pages 149–151		
<ul style="list-style-type: none"> • Reflect on God's invitation through the written Word of God • Preview chapter concepts and vocabulary 	<ul style="list-style-type: none"> 📖 Psalm 66:5 Pray the opening prayer. 📖 Luke 18:3–34 Proclaim "Jesus Heals a Blind Man." Guide the students through the process of Scripture reflection. 💡 Discuss What Do You Wonder questions. 	<ul style="list-style-type: none"> • Present lesson highlights. • Preview Catholic Faith Words. • Write Sacrament names 🎯 Optional Activity Chapter Story "My Abuela and Me"
DAY 2—Discover, Pages 152–153		
<ul style="list-style-type: none"> • Describe the Seven Sacraments as special signs and celebrations that come from Jesus and give us a share in God's life and work • Understand that Jesus continues to share his life and love with us through the Sacraments • Explore Baptism as the first Sacrament we receive that frees us from sin and makes us children of God 	<ul style="list-style-type: none"> 📖 Pray the Glory Be, page XXX. • Name things Jesus did to show others God's love. 	<ul style="list-style-type: none"> • Catholic Faith Words Seven Sacraments, Baptism 📖 Matthew 28:19–20 Proclaim "Jesus Sends Out His Apostles." • Present Seven Sacraments and discuss Baptism. • Activity Write one way to walk in the light of Jesus.
DAY 3—Discover, Pages 154–155		
<ul style="list-style-type: none"> • Learn that in the Seven Sacraments, we receive the gift of God's life and help, or grace • Identify the Sacraments of Initiation as the beginning of our life in the Church 	<ul style="list-style-type: none"> 📖 Pray Psalm 66:45, page 149. • Discuss the opening question. 	<ul style="list-style-type: none"> • Catholic Faith Words grace, Sacraments of Initiation • Explain that in the Sacraments, God's action we can't see, and our words and actions, help his life in us grow. • Circle Sacraments received; draw a square around those to receive soon. 🔗 For more, go to page 307.
DAY 4—Live, Pages 156–157		
<ul style="list-style-type: none"> • Explore how the Sacraments give grace to the person receiving them and helps the whole Church community • Learn about Saint Pius X and his teaching on the Eucharist 	<ul style="list-style-type: none"> 📖 Pray the Lord's Prayer, page XXX. 	<ul style="list-style-type: none"> • Discuss the explanation of what each Sacrament celebrates. • Match the Sacrament to how it helps the Church. • People of Faith Learn about Saint Pius X. • Optional Activity Sacrament Match-Up (Activity Master 10)
DAY 5—Live/Review, Pages 158–159		
<ul style="list-style-type: none"> • Pray from the Rite of Baptism and make the Sign of the Cross with holy water. • Complete chapter review 	<ul style="list-style-type: none"> • Choose volunteers for the two reader parts. 🎭 Rehearse "I Believe." 	<ul style="list-style-type: none"> • Follow the order of prayer 📖 Galatians 3:26–28.

149C Chapter 10

Close
Materials & Resources

- **Activity** Complete the signs to show meaning.

- Conclude with a review of key concepts and objectives.
- **Optional Activity** Visit the Church

- **Activity** Make a card about Sacraments for new Church member.
- Conclude with a review of key concepts and objectives.

- **Activity** Draw a way to make someone feel welcome.

- Process around the room singing the closing song.

- **Songs of Scripture** CD, Mantra, Track XX, for Scripture Reflection
- Chapter Story: "My Abuela and Me"

- pencils or pens

- note cards/paper
- markers/colored pencils
- scissors
- glue


- pencils
- crayons/colored pencils
- Activity Master 10 (Page 149G)

- bowl of Holy water
- "I Believe"

Assessment Options Page XXX


aliveinchrist.osv.com

- Customize and Download Assessments
- Email Links to eAssessments
- Interactive Student Reviews



Family + Faith Page XXX

Point out that the Catholic Families page provides chapter highlights, information on how second graders understand faith concepts, and family prayer.



The Sacraments **149D**

- ◆ In addition to the **Chapter Reviews** that are in the Student Edition, the Teacher Edition also offers **Chapter Tests**
- ◆ **Online resources** aid teachers in lesson planning, customizing tests, sending eAssessments, additional activities, and **cross-curricular connections**



Teaching This Grade

Teaching This Grade provides background on how students at each grade level receive and process information, providing ways to reach students with different learning styles and abilities.

Online Resources

are clearly labeled throughout and remind teachers of downloads, lesson planning tools, interactive reviews, and eAssessments, and more.

Teaching Tips


enhance the lesson and provide additional guidance for the teacher.

Interactive lesson planning

is easily accessible online and includes additional activities, chapter and unit assessments, weekly readings, and seasonal resources.

Teaching This Grade

ONLINE RESOURCES



Go to aliveinchrist.osv.com

You will find:

- Interactive lesson planning with web specific content and additional activities
- Step by step lesson instruction from printed Catechist Edition for integrated lesson planning
- Custom-built assessments to download and eAssessment links
- Interactive reviews that provide scores and the option to review answers
- Sunday readings with background and questions of the week

Go to osvparish.com

You will find:

- Ask the Experts Q and A
- General Catechist Helps
- Community Connections and Blogs

Sharing the Message with Second Graders

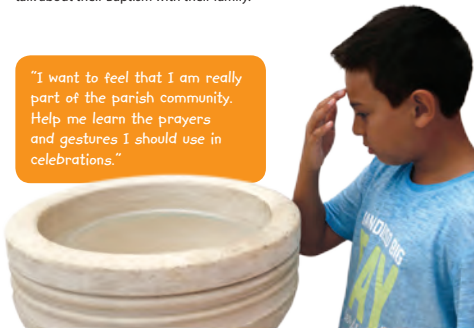
The Sacraments It is a mystery to us, adults and children alike, that God invites us to participate with him in his work. The Seven Sacraments have human actions and divine actions—the things people say and do and what God does through the Sacrament. Second graders might tend to only focus on the human actions—the things they can see. It's important that parents and catechists direct them to the ways in which these visible signs help us understand the invisible reality—what God is doing in the Sacrament.

Teaching Tip: When you are doing something in the classroom that the children would not be able to do by themselves, ask a child to assist you. Point out that this invitation to share in your work is similar in some ways to how God invites us to participate in his work through the Sacraments.

How Second Graders Understand

- Knowing what things mean, at the right level, promotes a sense of belonging. However, many children in this age group have trouble grasping abstract ideas.
- Use simple language and concrete, practical examples to explain the sacramental symbols to second graders.
- Hearing their own stories about being welcomed into the Church builds children's sense of Catholic identity. Encourage the children to talk about their Baptism with their family.

"I want to feel that I am really part of the parish community. Help me learn the prayers and gestures I should use in celebrations."



Sharing the Message

offers insight on the relationship between the lesson objectives and the student's developmental level of understanding of those topics.

How students at each grade level understand provides general background on the cognitive, social, spiritual, and emotional development of students.

Every detail of *Alive in Christ: Discovering and Sharing the Kerygma* has been reviewed for developmental appropriateness. Images, text, activities, and teaching strategies speak directly to the child's stage of development. *Alive in Christ: Discovering and Sharing the Kerygma* takes into account the age and experience level of today's children and how they receive and process information.

24

orderosv.com • 800.348.2440

Chapter Connections

Chapter Connections link the content of the chapter to other disciplines, the domains of the ACRE, Catholic Social Teaching, additional activities, and music.

Chapter Story

provides an opportunity to extend the **Invite Step** of the process with additional life experience connections.

NCEA Rise ACRE

correlates the lesson objectives to the domains of NCEA Rise: Assessment of Children/ Youth Religious Education (2020) and helps teachers measure children's understanding of lesson content.

Forming Catholic Identity Across the Curriculum identifies connections between chapter objectives, other disciplines, and the common core with **online learning center ideas** and **projects**.

Chapter Connections

Chapter Story

"My Abuela and Me"

Use this story to expand the chapter introduction.

- Have the children name things that could be considered signs of love.
- Explain that *abuela* is the Spanish word for grandmother.
- Ask: What are the signs of love in this story?

Go to aliveinchrist.osv.com Lesson Planning section for this story.

Invite

NCEA Rise ACRE

Knowledge of the Faith

- Objective: To know and understand basic Catholic teaching about the Incarnate Word Jesus Christ as the way, truth, and life

Celebration of the Mystery

- Objective: To know the Paschal Mystery of Jesus: in the Church's liturgical life—feast, seasons, symbols, and practices and in the Sacraments as signs and instruments of grace

Discover

Catholic Social Teaching

Use one of these features to introduce a principle and engage the children with an activity.

- Option for the Poor, Pages 296–297
- Care for Creation, Pages 302–303

Live

Music Options

Use one or more of the following songs to enhance catechetical learning or for prayer.

- "The Seven Sacraments," Live Prayer, Page 162
- "Belonging Through Baptism," Discover, Page 157
- "Share the Light," Live, Page 160
- "Through My Fault," Live, Page 160

Live

LECTIONARY CONNECTION

Chapter 10 highlights Lectionary-connected themes such as Seven Sacraments, grace, Baptism, and Sacraments of Initiation. If your parish aligns its curriculum to the liturgical year, you could use this chapter in connection with the following Sundays.

Year A
Seventh Sunday of Easter—Grace
Eighteenth Sunday in Ordinary Time—Invitation to Grace

Year B
First Sunday of Lent—Grace
Fourth Sunday of Lent—We are saved by grace.

Year C
Trinity Sunday—We have access to grace through Christ
Twenty-fourth Sunday in Ordinary Time—Grace

Go to aliveinchrist.osv.com for a complete correlation ordered by the Sundays of the year and suggestions for how to integrate the Scripture readings into chapter lessons.

Lectionary Connection

identifies Lectionary connected themes found in the lesson and correlates to the Sundays of the Liturgical Year.

Catholic Social Teaching identifies which principles of Catholic Social Teaching/Live Your Faith features connect to the chapter and provides direction on how to integrate them into the **Live Step** of the process.

Music Options are provided to enhance learning and are used in the prayer celebration. These options are also called out at point-of-use in the wraparound lesson plan.



Wraparound Lesson Plans

Clear, concise, **wraparound lesson plans** begin with a prayer, then lead the teacher, page-by-page, through the effective three-step catechetical process.



CHAPTER 10
Invite

The Sacraments

Let Us Pray

Leader: God, thank you for the blessings you give us.
 "Come and see the works of God,
 awesome in deeds before the
 children of Adam." *Psalm 66:5*

All: Help us to see your gifts and fill our
 hearts with thanks. Amen.

God's Word

Jesus and his disciples were approaching a town called Jericho. A blind beggar was sitting by the road. When he heard the crowd, he began to shout, "Jesus, Son of David, have pity on me!" People told him to be quiet, but he shouted louder. Jesus stopped and asked that the beggar be brought to him. "What do you want me to do for you," Jesus asked? The blind man said, "Lord, please let me see." Jesus said, "Have sight; your faith has saved you." Immediately the blind man got back his sight and followed Jesus. And the people praised God.
Based on Luke 18:35-43

What Do You Wonder?

- Why did Jesus heal the sick?
- Why do we celebrate the Seven Sacraments?

Invite

Let Us Pray

Invite the children to gather in the prayer space and make the Sign of the Cross. Read aloud the leader's prayer and the Psalm verse. Prompt the children's response.

Have the children move from the prayer space back to their seats.

Explain that people speak with words and actions, and tell us about themselves if we pay attention to what they say and do.

Say: Listen to this story about Jesus and pay attention to what we learn about him.

God's Word

Guide the children through the process of Scripture reflection.

- Invite them to close their eyes, be still, and open their minds and hearts to what God is saying to them in this passage.
- Proclaim the Scripture.
- Maintain several moments of silence.
- *Ask:* What did you hear God say to you today?
- Invite volunteers to share.

What Do You Wonder?

Say: God made us to be loved and to love others. But, no one loves us like God loves us. The Seven Sacraments are ways that God continues to share his love with us.

Invite the children to respond to the questions. Ask what else they might wonder about love and the Seven Sacraments.

The Sacraments 155

Optional Activity

Chapter Story: "My Abuela and Me" *Verbal/Linguistic*

Use this story after the opening prayer, before you explain how people communicate.

- Ask the children to listen for signs of love as you read aloud the chapter story. Explain that *abuela* is a Spanish word for grandmother.
- Help the children see that signs can be words or actions, then transition back to the lesson instruction.

Go to aliveinchrist.osv.com for Chapter Story.

An easy-to-follow process of **open**, **build**, and **close** guides the teacher through each day.

Common icons in Student and Teacher Editions help track the flow of the lesson and alert to features such as Scripture, prayer, music connections, and additional online resources.

Optional Activities on aliveinchrist.osv.com may be used to reinforce learning.





Discover

Objectives

- Learn that in the Seven Sacraments, we receive the gift of God's life and help, or grace
- Identify the Sacraments of Initiation as the beginning of our life in the Church.

The Seven Sacraments

Use the opening question to begin discussion or direct the children's reading.

Read aloud the first paragraph.

Explain the key points in the second paragraph: The actions of the Holy Spirit, which we can't see, and our own words and actions in the celebration of the Sacraments, help God's life in us grow.

Have a volunteer read aloud the third paragraph.

- Explain to the children that the word *initiation* is also used to describe the process of becoming a part of a group.

Choose seven children to read aloud the names of the Seven Sacraments listed across pages 158 and 159.

- Have the rest of the group follow along by looking at the pictures.

Instruct the children to circle the Sacraments they have already received and draw a square around the ones they will soon receive.

- After the children have finished, allow them to share their answers with a partner.

158 Chapter 10

Discover

The Seven Sacraments

How do we become Church members?

In the Seven Sacraments, we receive the gift of God's life and help. This is called **grace**. Jesus is present in the Sacraments. He welcomes, heals, and feeds us.

In each Sacrament, the Holy Spirit does things that we can't see. But we are invited to cooperate with his work. We do this by things we can see: our words and actions in the celebration. When you receive the Sacraments, God's life in you grows. You grow in love for him and others.

Baptism, Confirmation, and Eucharist are the **Sacraments of Initiation**. Initiation means "beginning." These Sacraments welcome new members into the Catholic Church. Everyone is invited to follow Jesus and join the Church.

Catholic Faith Words

grace God's gift of a share in his life and help

Sacraments of Initiation the three Sacraments that celebrate membership in the Catholic Church: Baptism, Confirmation, and Eucharist

1. Circle the Sacraments you have already received.

2. Draw a square around the ones you will receive soon.

Baptism **Confirmation** **Eucharist**

158 Chapter 10

Catechist Background

Age of Reception

Unbaptized adults and children of catechetical age come into the Church through the RCIA—Rite of Christian Initiation of Adults. They receive the three Sacraments of Initiation in one celebration, usually at the Easter Vigil.

The Confirmation of previously baptized children takes place at different ages and times of the year. The candidates renew their baptismal promises and are usually confirmed during a Mass to show the connection among the three Sacraments.

The Sacraments of Initiation

- Through **Baptism**, a person is given new life in Christ.
- In **Confirmation**, a person is sealed with the Gifts of the Holy Spirit and strengthened to follow Jesus.
- In the **Eucharist**, the Body and Blood of Christ help disciples grow closer to him and others.

People of any age can become members of the Catholic Church. Sometimes all three Sacraments of Initiation are received in the same celebration. Other times, they are spread over many years.

Connect Your Faith

Make a Card Create a welcome message for a new Church member. Tell him or her something you think new Catholics need to know about the Sacraments and the Church.

Anointing of the Sick **Marriage** **Penance and Reconciliation** **Holy Orders**

The Sacraments 159

The Sacraments of Initiation

Explain that the Church celebrates Seven Sacraments. New members join the Church through the Sacraments of Initiation: Baptism, Confirmation, and Eucharist.

Ask three volunteers to each read aloud one of the bullet points.

- Summarize the last paragraph.

Activity

Explain the Connect Your Faith activity to the children.

- Help them brainstorm a list of things new Catholics should know.
- Allow time for the children to complete the activity.
- Collect the cards for delivery.

Invite the children to turn to page 307 in the Our Catholic Tradition section of the Student Book to review "The Seven Sacraments."

- Read aloud the paragraph below the chart.
- Have the children silently review the chart.
- Allow them to ask questions.

Quick Review

In the Seven Sacraments, we receive God's grace. The Sacraments of Initiation are the beginning of our life in the Church.

The Sacraments 159

Activities in the wrap correspond to Student Edition activities providing teachers with directions for student participation.

Chapter objectives are consistently and clearly stated.

Bottom-band boxes are color coded and contain additional information, ideas, and tips for the teacher.



Integrated into the three-step process, additional **People of Faith** information gives teachers suggestions for application and discussion.

Live

Our Catholic Life

Summarize the introductory paragraph.

Review the chart with the group.

- Discuss with the children the explanation of what each Sacrament celebrates.
- Instruct the children to match the first three Sacraments on the left to how they help the Church on the right.
- Point out that the remaining four Sacraments already have the correct content next to them.
- As a group, go over the correct matches for each Sacrament. Explain as necessary, and ask if there are any questions.
- Remind the children that the grace received from the Sacraments not only helps individuals, but also helps the Church as a community.

Music Option: Have the children sing "Share the Light" or "Through My Fault," downloaded from aliveinchrist.osv.com.

Live

Our Catholic Life

How do the Sacraments help the Church?

Each of the Sacraments is a sign and a celebration. In the Sacraments, you receive grace. God's life and love help you be more loving. The grace of the Sacraments helps the whole Church community, too.

Match the first three Sacraments on the left to how they help the Church on the right.

What It Celebrates	How It Helps the Church
Baptism Becoming children of God and members of the Church	Feeds, heals, and unites the members of the Body of Christ
Confirmation Being sealed with the Gift of the Holy Spirit	Welcomes new members into the Catholic family
Eucharist Jesus' sacrifice and the gift of His Body and Blood received in Holy Communion	Gives members the strength to follow Jesus' example
Penance and Reconciliation God's forgiveness when we are sorry for and confess our sins	Brings people back into the Church and helps make peace
Anointing of the Sick God's healing love through prayer and anointing with oil	Gives support to people who are ill or elderly
Holy Orders The call of a man to be a deacon, priest, or bishop	Strengthens men to be leaders and to serve God and the Church
Matrimony The lifelong love of a baptized man and a baptized woman who become a new family	Builds family love and gives an example of loving care

160 Chapter 10

People of Faith

Saint Pius X (Giuseppe Sarto), 1835–1914

Giuseppe Sarto was born in Italy. He became a priest and a teacher. He loved children and wanted everyone to learn about Jesus and the Church. When he became Pope, he took the name Pius X. He did many things to show how important the Eucharist is. He encouraged Catholics to receive Holy Communion every day, even children. He knew the Sacraments help us stay close to God.

August 21

Discuss: When do you feel close to Jesus? [Learn more about Pius X at aliveinchrist.osv.com](http://aliveinchrist.osv.com)

Live Your Faith

Tell what is happening in the picture.

Draw one way you can make someone feel welcome and see God's love.

161

People of Faith

Tell the children about Saint Pius X.

- Explain that the X in his name is the Roman numeral for 10, meaning that Giuseppe was the tenth Pope to take the name Pius.
- Read aloud the paragraph.
- Share that Pope Pius X also encouraged use of beautiful Church music and clear simple homilies by the priests at Mass.
- Ask: When do you feel close to Jesus?
- Invite the children to respond.

Encourage the children to go to aliveinchrist.osv.com at home to learn more about Saint Pius X.

Activity

Explain the directions for the activity.

- Invite a volunteer to describe what is happening in the picture.
- Allow time for the children to complete the drawing part of the activity.
- Encourage the children to share their drawings with the group.

Optional Activity

Activity Master 10: Sacrament Match-Up

Distribute copies of the activity found on catechist page 155E.

- Have the children draw lines to match the Sacrament names with the appropriate pictures.
- As an alternative you may wish to send this activity home with the children.

Catholic Social Teaching

Chapter Connections

To integrate Catholic Social Teaching into your lesson, choose one of the following features: Option for the Poor, pages 296–297, or Care for Creation, pages 302–303.


- Start the Live step of the process by talking about Saint Pius X on page 161. Then move directly to the Catholic Social Teaching feature.
- Or, to expand the lesson, complete both pages 160 and 161, then move to the Catholic Social Teaching feature.
- Return to Chapter 10 for the prayer on page 162.

Chapter 10 Activity Master


Name _____ Date _____

Sacrament Match-Up


Six of the Seven Sacraments are pictured below. Draw lines to match the Sacrament names with the pictures that best tell about them.




Confirmation




Eucharist




Anointing of the Sick



Reconciliation



Holy Orders



Matrimony

Draw a picture of the missing Sacrament. Label your picture with the Sacrament's name.

155E Alive in Christ, Grade 2 Chapter 10


A time-saving reproducible activity master is located at the front of each chapter and provides teachers with tools to check understanding.

Music, additional reviews, and assessments are suggested at point-of-use with clearly labeled online icons.

Live

Let Us Pray Remembering Baptism

Prepare
Select two children, one for Reader 1 and one for Reader 2. Allow them to practice their parts.

 Rehearse with the children "The Seven Sacraments," downloaded from aliveinchrist.osv.com.

Gather
Carry the bowl of holy water, leading the children in procession to the prayer space.

- Instruct the children on how they are to come forward when their name is called. Model by dipping your fingers in the holy water with your right hand, and bless yourself with the Sign of the Cross, saying "In the name of the Father, and of the Son, and of the Holy Spirit. Amen."
- Invite the children to quiet themselves for prayer and to be seated for the reading.

Pray
Follow the order of prayer on the student page.

- At the appropriate time, call each child by name and invite him or her to make the Sign of the Cross as you demonstrated.
- Conclude by processing around the room with the children singing "The Seven Sacraments."

162 Chapter 10

Live

Let Us Pray Remembering Baptism

Gather and begin with the Sign of the Cross.

Leader: Let us remember that we are God's children. We share in his life. We are disciples of Jesus.


Reader 1: Jesus sent his Apostles out to make disciples of others, to baptize them and teach them.

Reader 2: Dual voice: You have been baptized. It does not matter who you are or where you come from. Baptism makes you a disciple of Jesus. *Based on Galatians 3:27-28*

Leader: When we were baptized, we were marked with the Sign of the Cross. Listen as what was said: "My dear children, the Christian community welcomes you with great joy. In its name I claim you for Christ our Savior by the sign of the cross." *Rite of Baptism, 41*

Child: Come forward when your name is called. Dip the fingers of your right hand in the water and bless yourself with the Sign of the Cross.

All: Sing "The Seven Sacraments"
The Sacraments, the Seven Sacraments—Signs that come from Jesus and give us grace.
The Sacraments, the Seven Sacraments. Signs that God is with us in a special way.
© 2016, John Berghammer, All Rights Reserved




162 Chapter 10

Liturgy Link

Gathering Prayer
Our sacramental celebrations are communal. Even individual confession is celebrated in the name of the whole Church. These celebrations, including the Mass, all begin with gathering prayers.

- The first gesture of any sacramental liturgy is the Sign of the Cross, which recalls our Baptism and identifies us as members of the Body of Christ.

 Go to aliveinchrist.osv.com for Sunday readings, Scripture background, questions of the week, and seasonal resources.

Clear instructions assist the teacher in engaging students in a memorable concluding prayer experience.

FAMILY + FAITH
LIVING AND LEARNING TOGETHER

YOUR CHILD LEARNED >>>
This chapter helped the children learn to live with the Seven Sacraments: the Eucharist, Mass, and Baptism.

God's Word
Read Luke 10:34-43 to learn about a man Jesus healed and how he changed the man's life.

Catholic Beliefs
• Christ is shown in God's life and body.
• Sacraments are special gifts and obligations that come from Christ and give grace.
• He built them for the members of the Catholic Church #145-152 at www.usccb.org

People of Faith
This week, meet Saint Peter Paul. He was elected Pope in 1659 and is sometimes called "The Pope of the East."

CHILDREN AT THIS AGE >>>
How They Understand the Sacraments It is important to help adults and children see that the sacraments are not magic spells or rituals. They are gifts from God that help us grow in faith and love. The sacraments have meaning and give us grace. We should always be ready to receive them and to live our lives through the sacraments.

Let's Talk >>>
• Ask your child to name the first Sacrament he received: Baptism.
• Show photos of your child's Baptism and show the sacrament.

LET'S PRAY >>>
• Pray for your child to grow in faith and love. We may receive grace in Holy Communion with reverence, respect.

Go to aliveinchrist.osv.com for a downloadable library of Catholic faith stories, Scripture readings, prayers, and Chapter reviews.

Family + Faith

Distribute the page to the children or parents/adult family members. Point out the chapter highlights, insights on how second graders understand concepts, the opportunity for the adults to reflect on their own experience and faith journey, and the family prayer.

Chapter 10 Review

Work with Words Complete each sentence with the correct word or words from the Word Bank.

- Baptism and Eucharist are Sacraments of Initiation.
- During Baptism, water is poured over the person's head.
- In Confirmation, you are made stronger by the Holy Spirit.
- Shining in God's life is called grace.
- Each Sacrament is a sign of God's love.
- Jesus is present in the Sacraments.

Check Understanding Fill in the circle beside the correct answer.

- The Seven Sacraments are:
 - holy signs
 - holy days
- _____ people are invited to follow Jesus and join the Church.
 - All
 - Some
- Jesus sent his Apostles out to _____ and baptize.
 - eat
 - teach
- At Baptism, a _____ is given to show the light of Jesus.
 - white garment
 - candle


164 Chapter 10 Review

Chapter Review

Use Catechist Quick Reviews to highlight lesson concepts.

A Work with Words
Review the Word Bank with the children before having them complete the exercise.

B Check Understanding
Direct the children to fill in the circle beside the correct answer.

 Go to aliveinchrist.osv.com to prepare customized and downloadable assessments, send assessments, and assign interactive reviews.

The Sacraments 163-164



Online Resources

Aliveinchrist.osv.com provides teachers, students, and families with comprehensive, program level, online tools and resources.

For Teachers and Administrators

- ◆ **Plan lessons** online using chapter, seasonal, or Catholic Social Teaching lessons
- ◆ Find unit- and chapter-specific tools, assessments, activities, and **multimedia resources**
- ◆ **Build, print, and distribute a custom test**, using a bank of multiple choice, matching, fill in the blank, and long answer questions
- ◆ Assign **eAssessments** for completion online
- ◆ Adapt any **on-page activity** to the needs of diverse learners



For Students

- ◆ Offer students an opportunity for **web-based assessment**, preparation, and practice with **Interactive Reviews**
- ◆ Reinforce Catholic identity with **at-home faith formation resources**
- ◆ Encourage **continued learning at home** with games, multimedia activities, and Lectionary-connected resources
- ◆ **Engage families in the religious education** of their children with **Family+Faith Sessions** and family involvement resources



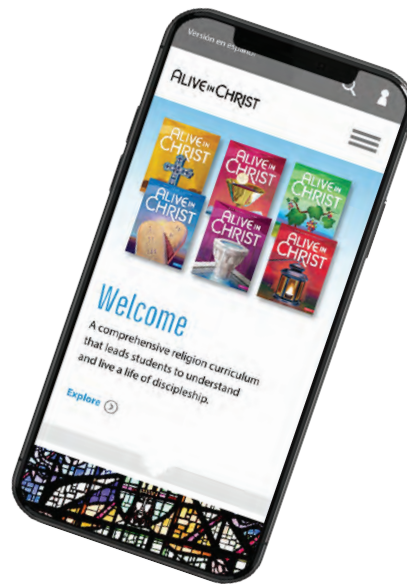
For Families

- ◆ Bring families together to learn, share and grow in their faith together with other families in the parish with fully developed plans for over 30 **Family Gathered Sessions**.
- ◆ When you cannot meet in person, **Virtual Family Gathered Sessions**, provide an opportunity for families to gather online to build community and share faith.
- ◆ **Home Session Plans** for every chapter of every grade, are written specifically for parents to lead their child through the lessons while also enriching their faith.
- ◆ For families with children in multiple grades, the **Multi-age Home Session Plans**, are designed to make it seamless for a family to gather with other families to pray and share faith without compromising developmentally appropriate lessons for the children.
- ◆ Families can prepare for full participation in the Mass with resources that offer **background and reflection on the Sunday Readings**.

Online Training

Quickly improve knowledge and catechetical skills through self-paced, online training! This valuable tool will assure that catechists are trained and ready to implement the program in the most effective way possible.

- ◆ See how easy it is to organize, plan, and teach a lesson
- ◆ Discover how the three-step process of Invite, Discover, and Live mirrors the Divine Pedagogy
- ◆ Learn how to navigate and use the additional lesson planning and teaching resources
- ◆ Reference the training anytime, day or night, when and where it's convenient



aliveinchrist.osv.com



200 Noll Plaza
Huntington, IN 46750

NON-PROFIT
ORG
U.S. POSTAGE
PAID
HUNTINGTON, IN
PERMIT #55

A N A L L N E W E X P E R I E N C E

Welcome to the *Alive in Christ* website!

Easy to Navigate | Optimized for Smartphones

aliveinchrist.osv.com

